



ROOT 2 ROOTS

WE ARE, EACH OF US, A DATA POINT



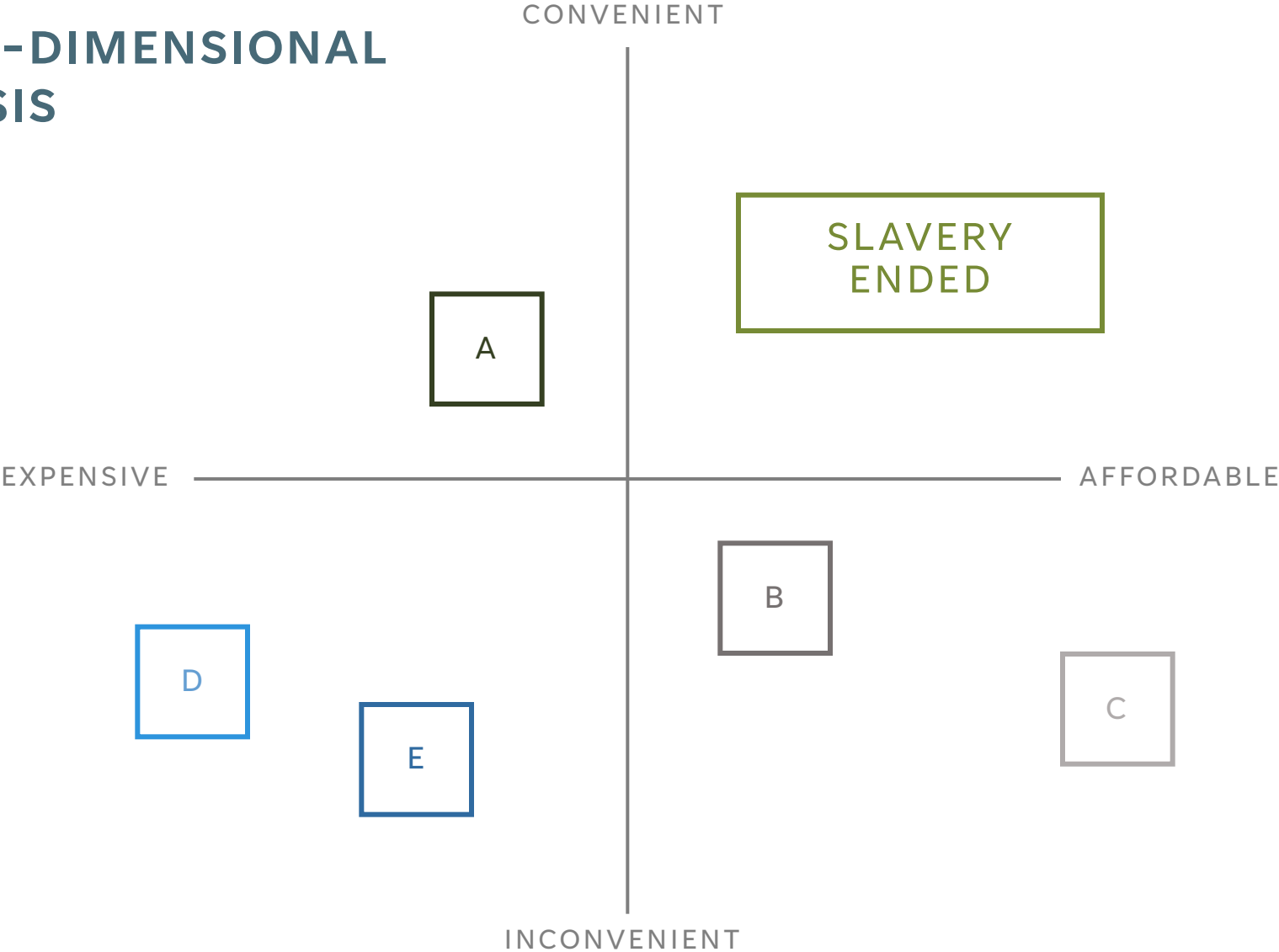
IS OUR WORLD FLAT OR ROUND?

“In our algorithms, if we interchange ‘systems of oppressed’ with ‘intersectional identities’, then we are reinforcing harm with our lack of understanding.”

Dr. Deadric Williams



THE IMPACT OF ONE-DIMENSIONAL ANALYSIS



American history, race, and prison: A timeline (1860s-1970s)

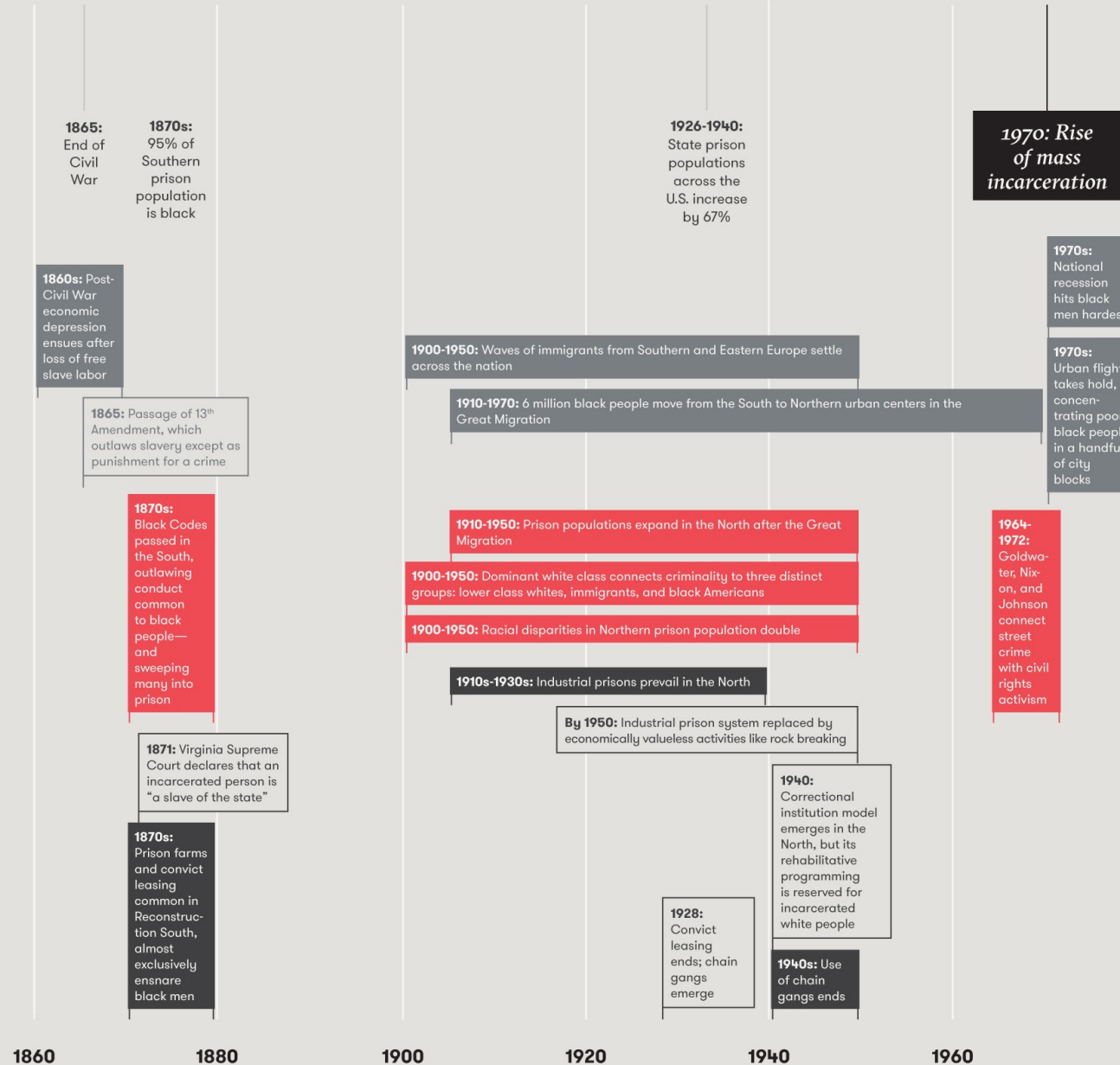
”

Inequitable treatment has its roots in the correctional eras that came before it: each one building on the last and leading to the prison landscape we face today.

Major economic and demographic events

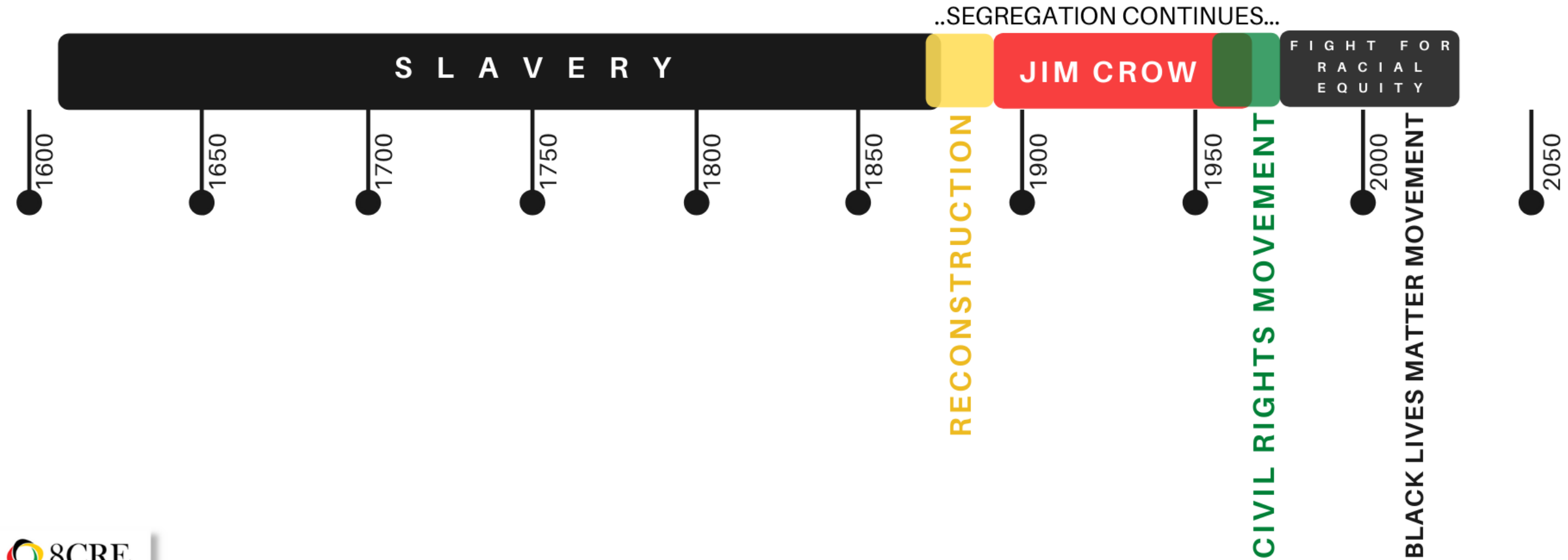
Racism and fear

Criminal justice practices and policies

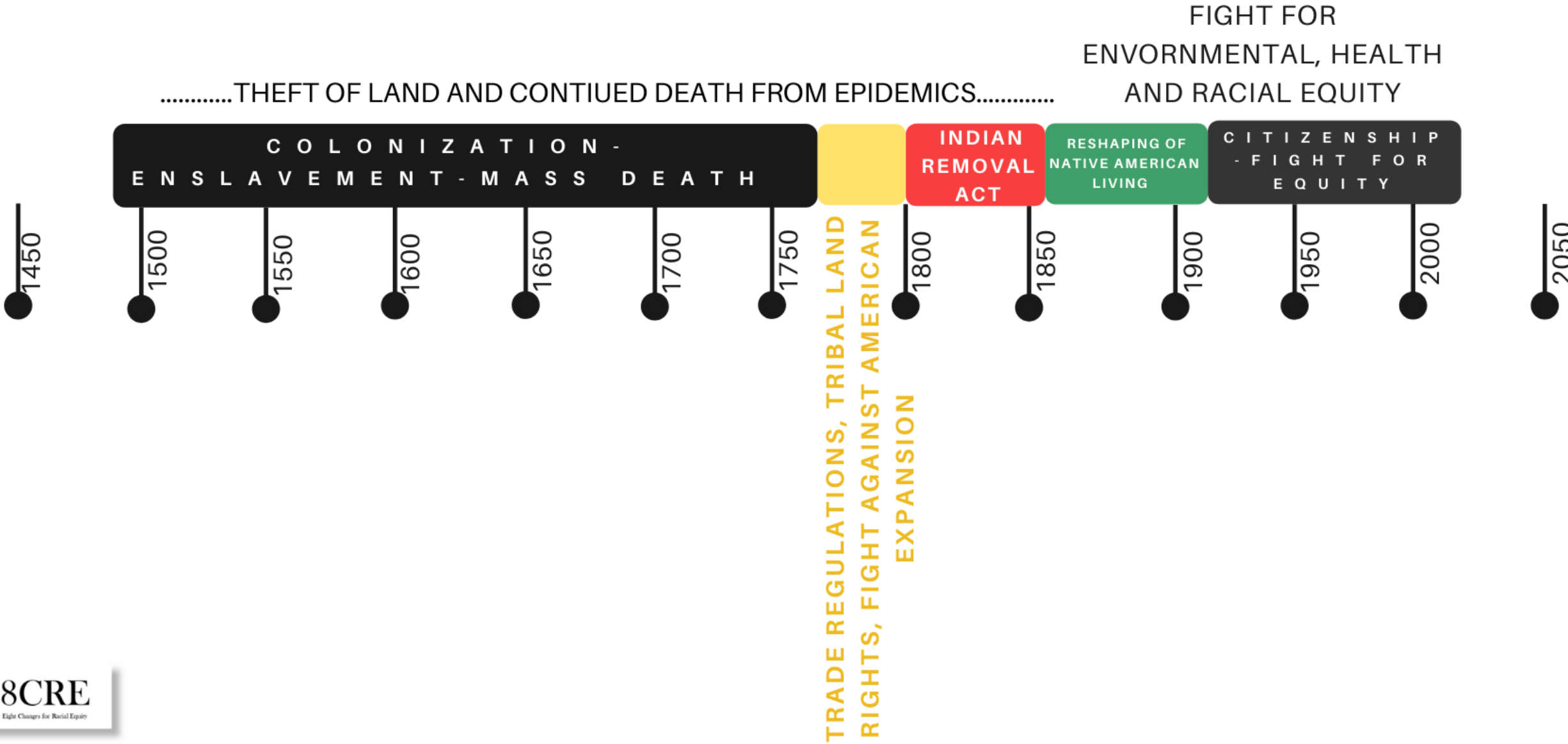


<https://www.vera.org/reimagining-prison-web-report/american-history-race-and-prison>

AFRICAN AMERICAN TIMELINE



NATIVE AMERICAN TIMELINE



DATA BYTES

RESILIENCE IS AN ADVERSE EVENT

The EJI Project has documented 40484 racial terror lynchings in 12 southern states between 1877 and 1950.

HOPE IS NOT EASY

The Montgomery Bus Boycott ran for 381 days from 1955-56. It had an estimated 40,000 participants and was started by the Women's Political Council. It was a well coordinated effort that compensated, fed, and transported those involved.

THE INEQUITY OF LAW

Even now, slave era laws impact jurisprudence – so cases determined, for example, who owns embryos are based on ownership and income laws.

INDIGENOUS PEOPLES

...and yet, indigenous people continue to sustain us as they manage 50% of the earth's land and 80% of its biodiversity



FOODWAYS

“Enslaved people brought wetland rice cultivation to Carolina. In *Black Rice*, Judith Carney details how the “preparation of tidal floodplains for rice cultivation followed principles remarkably similar to those of the mangrove rice system [in West Africa].”^[5]

This was an incredibly intricate system, which required embankments, ditches, drainage valves, and more. As Carney explains, it was only with the knowledge of mangroves in West Africa that such systems could have been built in Carolina.”

https://lab.plant-humanities.org/carolina_rice/

GOOD TROUBLE GROWS GOOD DATA

“The *Data Harm Record* pulls together concrete examples of harms that have been referenced in previous work so that we might gain a better ‘big picture’ appreciation of how people have already been negatively affected by uses of algorithmic systems...

The idea is that we can learn a lot by paying attention to where things have gone wrong and by considering data harms in relation to each other.”



ARE WE ASKING WHO HAS AGENCY

TIME

What is the burden of
our intervention?

SAFETY

Using whose metric?

CHOICE

Who has the privilege
and to what degree?



ROOTS

That beautiful tangled place
where love, suffering, and
healing reside
a living history of our
interconnected selves
cached within our communal
hearts for safekeeping
and living forever
planted in our cells of
remembrance.

Mishe Ahava





THANK YOU 😊



Meies Matz

R2Squared Consulting: A Data Puzzling Place

r2squared18@gmail.com